

# PRESA DI FORZA A COMANDO PNEUMATICO


## PNEUMATIC CLUTCH POWER TAKE-OFF

**CODICE PTO**  
PTO CODE

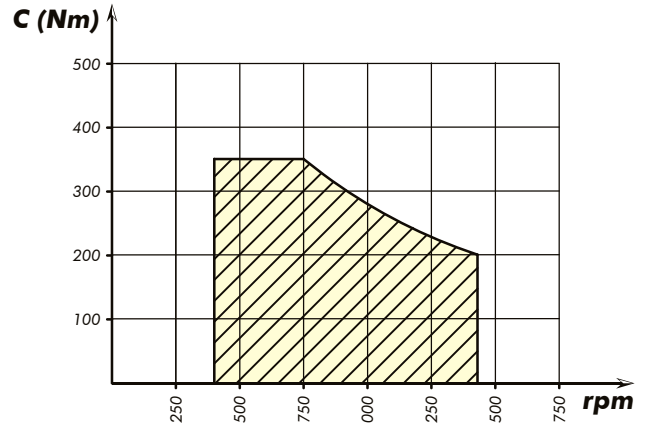
# 16-16-179

**CAMBIO**  
GEARBOX

# MERCEDES

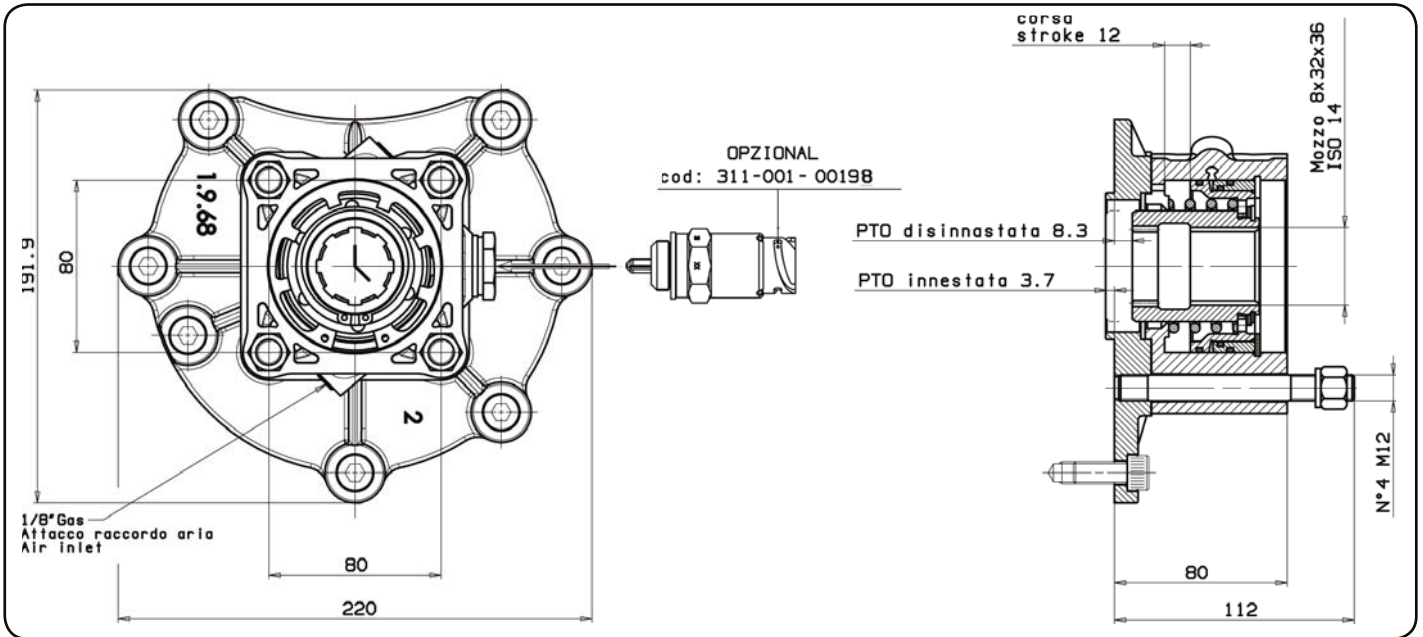


### DIAGRAMMA DI UTILIZZO WORKING CONDITION



Data: Martedì 20 dicembre 2011

Codice foglio: 997-216-01617 Rev: AA



Tipo cambio Gearbox	Codice PTO PTO code	Versione Version	Giri pto a 1000 giri motore Pto ratio@1000 eng.rpm	Coppia massima Max torque	Lato montaggio Mounting side	Uscita Output	Rotazione Rotation	Kit di montaggio Mounting kit	Peso Weight
			rpm	Nm					kg
<b>G 60-6/9,2</b>	<b>16-16-179</b>	17	450	<b>350</b>	Post. Rear	Poster. Rear	Oraria Cw	154-3-3455	4,2
<b>G85-6/6,70</b>			620						