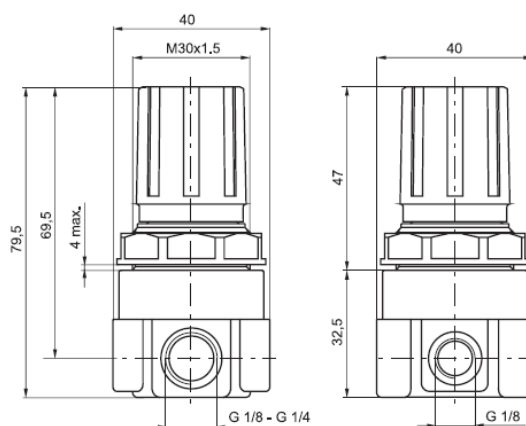


## Panel mounting pressure regulator 17109



Series 1700  
Size 1

Air Service Units  
Panel mounting pressure regulator



Ordering code

**17109C.C.T**

### CONNECTIONS

A = G 1/8"

B = G 1/4"

### ADJUSTING RANGE

A = 0 - 2 bar

B = 0 - 4 bar

C = 0 - 8 bar

D = 0 - 12 bar

### TYPE

L = no Relieving

SM = improved relieving

T = Unbalanced valve

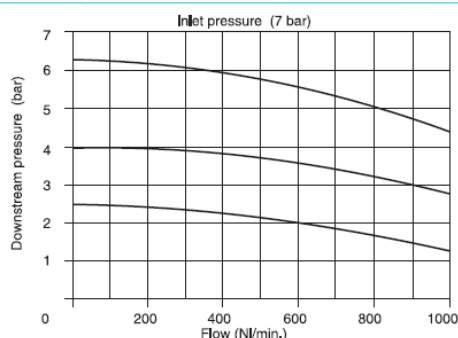
SRM = Unbalanced valve with improved relieving

SMF = Improved relieving with controlled relief

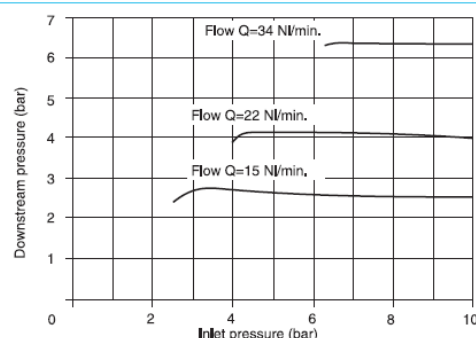
Example: 17109A.C

Panel mounting pressure regulator size 1 with G 1/8" connections, 0 - 8 bar adjusting range with relieving.

Flow rate curves



Adjustment characteristics



### Operational characteristics

- Diaphragm pressure regulator with relieving.
- Balanced poppet.
- Technopolymer body with aluminum reinforced threaded connections.
- Handle lockable in the desired position by simply pressing it downwards.
- Two pressure gauge connections with plug complete of seal.
- Panel mounting bracket.

### Operational characteristics

Connections	G 1/8" - G 1/4"
Max. Inlet pressure	13 bar - 1,3 MPa
Max. ambient temperature (at 10 bar)	50°C
Pressure gauge connections	G 1/8"
Weight	gr. 110
Pressure range	0 - 2 bar / 0 - 4 bar 0 - 8 bar / 0 - 12 bar
Assembly position	Any
Max. fitting torque	15 Nm