




COMBiLiFT

Customized Handling Solutions

C6,000 - 11,000 GTE


AC Electric 6,000lbs. - 11,000 lbs. Capacity



MESH FRONT & REAR



SPACIOUS ERGONOMIC CABIN



ADJUSTABLE GUIDE ROLLERS



REVERSE CABIN OPTION

OTHER FEATURES INCLUDES:

- Thick Anti-Fatigue floor mat
- Low entry step
- Large 2 x Rear Drive Wheels
- Suspension allows truck to operate on rough floors



SPECIFICATIONS

C6,000-11,000 GTE

	Description	C6,000	C11,000
1a	Max. Lift Height	236"	
1b	Freelift Height	98"	
2	Height Mast Closed	157"	
3	Max. (Mast raised)	279"	
4	Overall Length	50"	54"
5	Mast Travel	27 ½"	
6	Ground Clearance Under Mast	5"	
7	Ground Clearance to Centre of Wheelbase	5"	
8	Height Over Cab (Without work - lights)	105"	
9	Width Across Platforms	116 ¼"	
10	Outside Spread of Fork Arms	53"	
11	Wheelbase	90 ½"	
12	Frame Opening	55"	
13	Load Center Distance	12"	
14	Overhang Front	6"	
15	Track	38 ½"	42 ½"
16	Overhang Back	5 ½"	
17	Length From Face of Fork	26"	30"
18	Forward Tilt	3°	
19	Backward Tilt	4 ½°	
20	Platform Height With Front Lowered	16 ½"	
21	Platform Length	24"	
22	Overall Width	135"	
A	Capacity	6,000 lbs.	11,000 lbs.
B	Unladen Weight	19,000 lbs.	20500 lbs.
C	Ground Speed	7 mph / 3½ mph	
D	Gradability	10%	
E	Battery Capacity	72V 560Ah	
F	Fork Section	2" x 6" x 24" long	
G	350 / 150 – 280 Front Tire	OD 13 ¾" / Width 6"	
H	16 x 7 – 12 Rear Tire	OD 16" / Width 7"	
I	Standard Color	Yellow & Grey	

FEATURES INCLUDE:

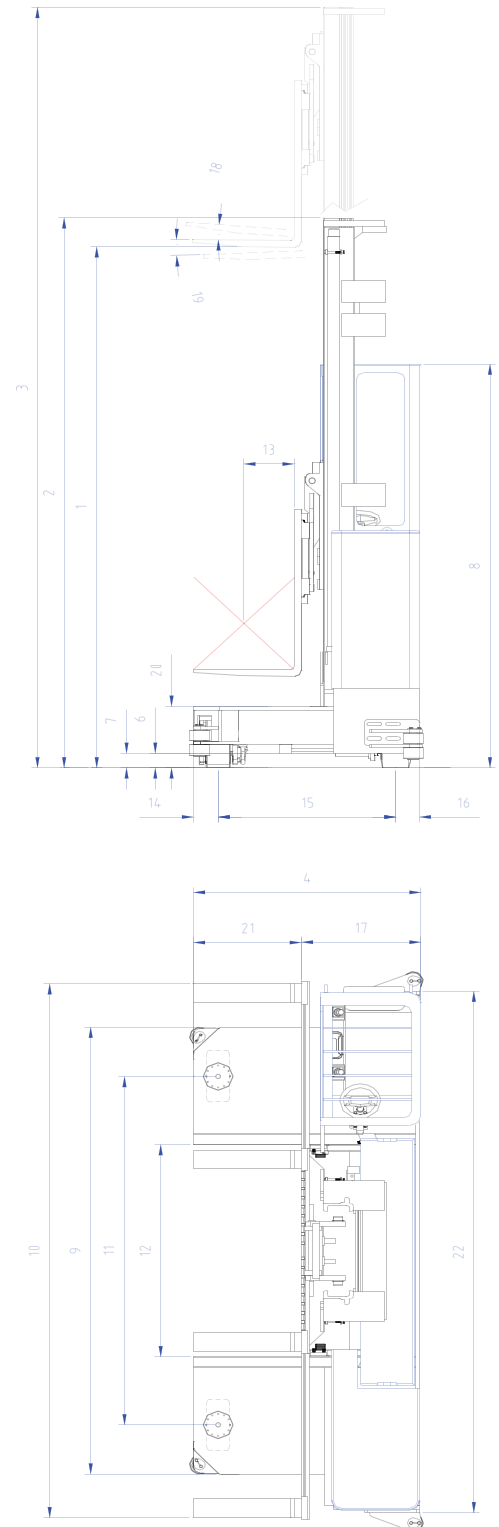
- Low Step In Cabin
- 2 Wheel AC Electric Drive
- Load Sensing Steering
- 4 Wheel Steering
- Tilting Chassis +/- 1/2" At Front
- Curved Leading Edges

OPTION:

- Wire Guidance
- Fold-up Forks

Distributed by

www.COMBiLiFT.com



COMBiLiFT USA

303 Concord St
Greensboro, NC 27406
T: 1877 COMBI 56
F: 336 378 8842
E: info@combilift.com

COMBiLiFT

Monaghan, IRELAND
Tel: +353 47 80500 Fax: +353 47 80501