

GTS20-33

IC-PNEUMATIC LPG/DIESEL
PNEUMATIC OR SOLID TYRES
2000 / 2500 / 3000 / 3300 kg
4000 / 5000 / 6000 / 6600 lbs.



CLARK®

THE FORKLIFT

GTS20-33 RELIABILITY



Almost maintenance free wet disc brakes

- Enclosed and oil cooled for smooth operation =
- Reduction in brake pedal effort - up to 50% compared to drum brakes.
- Less lower maintenance costs compared to drum brakes, less downtime

- Wide, open foot steps with traction plates make entry/exit quick, easy and safe... from either side.



Easily Serviceable, Extremely Dependable, Extremely Durable

The CLARK GTS Series (GTS 20-33) impresses by a solid construction and high quality components. Offering a wet disc brake and a split transmission as a high quality standard this series is extremely reliable and durable. At the same time, the total cost of ownership (TCO) is significantly reduced, as greatly reduced brake maintenance is required. The GTS20-33 CLARK is designed for distribution, manufacturing and warehousing of all types.

95%

The large operator compartment's, hood mounted hydraulic control levers, and seating are designed to maximize operator comfort, easily accommodates up to ninety-five percentile of the world's adult population.

- Nested upright rails provide positive rail interlock and a narrow "column" to maximize the vision window. The overhead guard safety bars run parallel to the operator's line of sight resulting in a clear, unobstructed view. Hydraulic cushioning valves provide silent staging of the rails to reduce shock during both lifting and lowering.

Smooth Control + Easy Operation =
Operator Confidence & Optimum Comfort



GTS PRODUCTIVITY



Protected front lights

- For high productivity
- Prevents potential damage
- Optional LED-version for best illumination

Split transmission

- Significantly reduced vibrations for the driver
- Provides a more pleasant and smoother ride
- Driver fatigue is also greatly reduced, resulting in a significant increase in productivity.



Rugged Durability, High Performance, Extreme Environments, Demanding Applications

The GTS series is designed to tackle any task placed in its path. Almost maintenance free wet disc brakes (enclosed and oil cooled) ensure the best possible brake performance. Compared to drum brakes 50% less pedal effort is needed - a real advantage for long shift applications. Many different cabin versions are available, in this way GTS series can be individually equipped to be suitable for any application.

Safety

- Neutral start: If the gear lever is not positioned in neutral, the engine will not start.
- Tilt lock valve: Prevents the accidental forward tilting of the mast while engine is switched off.
- Gas springs with automatic lock: Prevents accidental closure of hood.
- Safety valve: Prevents accidental uncontrolled mast lowering in the event of oil pressure hose damage.
- Forward and reverse travel is not possible whilst the parking brake is in the on position.

Maximum Visibility + Minimum Fatigue =
Ultimate Safety & Product Integrity



GTS20-33 STANDARD FEATURES & BENEFITS




PARKING BRAKE

- **Simple & Reliable**
 - Transmission disengages when parking brake is set preventing driving against brakes.
 - Horn will sound if brake is not set after 3 seconds from when the engine is shut off.

HYDRAULIC SYSTEM

- **Maximum Horsepower**
 - Uses a load-sensing flow control valve for steering to reduce horsepower loss and heat buildup.
- **Optimum Performance of Attachments**
 - The main hydraulic valve incorporates adjustable flow controls for tilt and auxiliary functions.
- **Sectional Design**
 - Allows for easy addition of extra functions and simplifies service.
- **Upright Mounted Load Lowering Valve**
 - Controlled lowering speed independent of load speed.




THE POWER BEHIND THE PUNCH

- **Mitsubishi LPG Engine (2.3L, 51.6kW)**
 - The highly fuel-efficient Mitsubishi 4G64 LPG engine is fitted with a PSI LPG system providing an extremely high degree of reliability and excellent performance.
- **Smooth running Yanmar diesel engine (3.0L, 34,2kW)**
 - Ensures high power and torque.
 - Low fuel consumption.
 - Low maintenance costs.
 - Powerful acceleration and exceptionally comfortable smooth driving experience.
 - Meets all EU exhaust gas emission (Stage IIIA).
- **Isuzu Diesel Engine (2.1L, 46kW)**
 - Meets all EU exhaust gas emission (Stage IIIB).
 - Diesel Oxidation catalyst (DOC).
- **Yanmar diesel engine (3.3L, 44kW)**
 - Only for countries without EU diesel emission regulation.

Available Equipment

- Mirrors
- Sideshifters
- Strobe lights
- Backup alarm
- Rear work light
- Auxiliary valves
- Wide drive tyres
- Turn signal lights
- Hose adaptations
- Combination lights
- Tyre options
- Hydraulic control options
- Suspension seat, (vinyl or cloth)
- Swing-down LPG tank bracket
- LED lights
- Various cabin versions



ONE-PIECE FRAME


- Heavy duty, welded, and formed steel plate design protects from impact damage and extends the life of the truck.
- Integral hydraulic sump provides cooling for hydraulics.



STEERING AXLE

- **Rugged Design**

- Linkage pivot pins have a “double shear” design to withstand impact without loosening or breaking.
- Solid push rods guarantee trouble-free applications even under tough conditions.



RUGGED UPRIGHT AND CARRIAGE

- **I-Channel Construction**

- Maximizes visibility and stability, allows for internal hosing and wiring.
- Six carriage rollers and two side-thrust rollers minimize deflection and sideplay, reduce roller contact stress and extend component life.
- Hydraulic cushioning valves provide silent staging of the rails to reduce shock during both lifting and lowering.

- **Shimmable, sealed & canted load rollers**

- Maximize load distribution & reduce free play.



DASH DISPLAY

- **Microprocessor**

- Monitors condition and controls functions of the truck system.
- Controls neutral starting and prevents cranking while the engine is running.

- **LCD Display**

- Hourmeter and maintenance interval are displayed on the LCD screen.

- **LED Lights Indicate**

- Transmission temperature
- Engine oil pressure
- Alternator charge
- Fuel system malfunction
- Park brake applied
- Maintenance required
- Seat belt warning

- **Push Switches**

- Headlight and optional worklights are controlled with push switches.



OPERATOR COMPARTMENT

- **Fully adjustable CLARK seat**

- Ergonomically designed seat cushion.
- Adjustable to operator's weight.
- Safety belt also in Orange (optional).

- **Further seat options**

- Comfortable folding armrests.
- Additional hiprest (simplifies operator access).

- **Thick molded floor mat**

- Reduces vibration and noise level.
- Improves operator comfort.

- **Tilt Steering Column**

- Optimal adaptation to the user possible.

- **Hood mounted levers**

- Ergonomic design for improved performance.

Note: "Photos and illustrations are based on information at time of printing and are subject to change without notice.
Some products may be shown with optional equipment. Model assumption detail variations are possible."

BUILT TO LAST.®



CLARK EUROPE GmbH
Dr.-Alfred-Herrhausen-Allee 33 · 47228 Duisburg / Germany
Tel: +49 (0)2065 499 13-0 · Fax: +49 (0)2065 499 13-290
Info-europe@clarkmheu.com · www.clarkmheu.com

GTS20-33

4579983

Dealer: